

LATC Survey of Services

Fall 2000/Spring 2001

Prepared by:
Assessment Office
Mission College
Fall 2004

Composite Frequencies for FA '00 and SP '01 - Tutoring Services

Statistics

		1. Approximately how many times did you use the General Tutorial Center this semester?	2. Do you ufeel that you were more successful in your classess this semseter because of hte help you received in the General Tutorial Center?	3. When you were in the Tutorial Center this semester, how satisfied were you with the availability of the tutors to help you?	4. How satisfied were you this semester with the number and quality of equipment and materials in the General Tutorial Center (computers, books, VCR's tape recorders, etc)?	5. Overall, how satisfied were you with the services you received in the General Tutorial Center this semester?
N	Valid Missing	61 1	61 1	61 1	61 1	61 1
Mean		3.05	1.49	1.72	2.07	1.57
Median		3.00	1.00	2.00	2.00	1.00
Std. Deviation		1.071	.698	.915	1.401	.865
Range		3	3	4	4	4

1. Approximately how many times did you use the General Tutorial Center this semester?

		Frequency	Percent	Valid Percent	Cumulative Percent
Valid	1-5 times	7	11.3	11.5	11.5
	6-10 times	12	19.4	19.7	31.1
	10-15 times	13	21.0	21.3	52.5
	more than 15 times	29	46.8	47.5	100.0
	Total	61	98.4	100.0	
Missing	System	1	1.6		
Total		62	100.0		

2. Do you feel that you were more successful in your classes this semseter because of the help you received in the General Tutorial Center?

		Frequency	Percent	Valid Percent	Cumulative Percent
Valid	much more successful	37	59.7	60.7	60.7
	somewhat successful	19	30.6	31.1	91.8
	not really	4	6.5	6.6	98.4
	does not apply	1	1.6	1.6	100.0
	Total	61	98.4	100.0	
Missing	System	1	1.6		
Total		62	100.0		

3. When you were in the Tutorial Center this semester, how satisfied were you with the availability of the tutors to help you?

		Frequency	Percent	Valid Percent	Cumulative Percent
Valid	very satisfied	29	46.8	47.5	47.5
	somewhat satisfied	25	40.3	41.0	88.5
	somewhat dissatisfied	4	6.5	6.6	95.1
	very dissatisfied	1	1.6	1.6	96.7
	does not apply	2	3.2	3.3	100.0
	Total	61	98.4	100.0	
Missing	System	1	1.6		
Total		62	100.0		

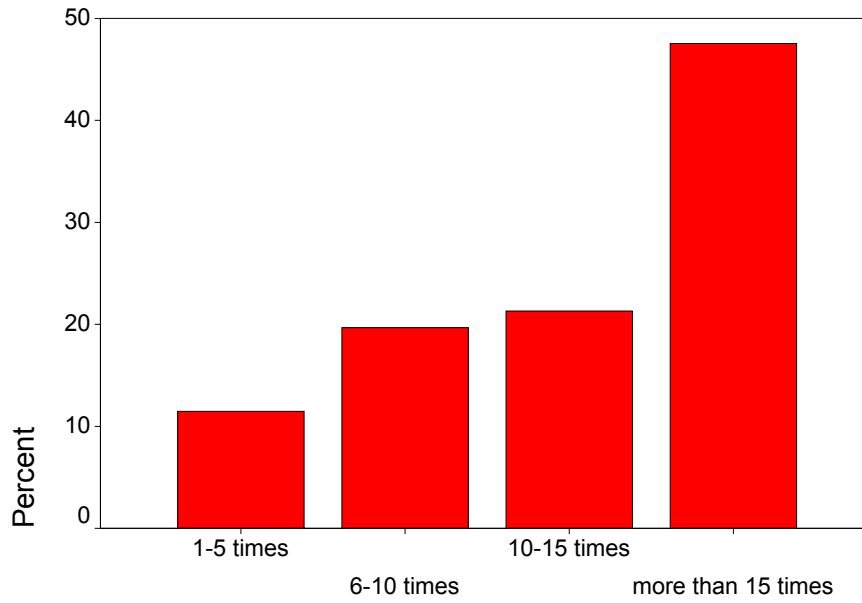
4. How satisfied were you this semester with the number and quality of equipment and materials in the General Tutorial Center (computers, books, VCR's tape recorders, etc)?

		Frequency	Percent	Valid Percent	Cumulative Percent
Valid	very satisfied	27	43.5	44.3	44.3
	somewhat satisfied	23	37.1	37.7	82.0
	somewhat dissatisfied	1	1.6	1.6	83.6
	does not apply	10	16.1	16.4	100.0
	Total	61	98.4	100.0	
Missing	System	1	1.6		
Total		62	100.0		

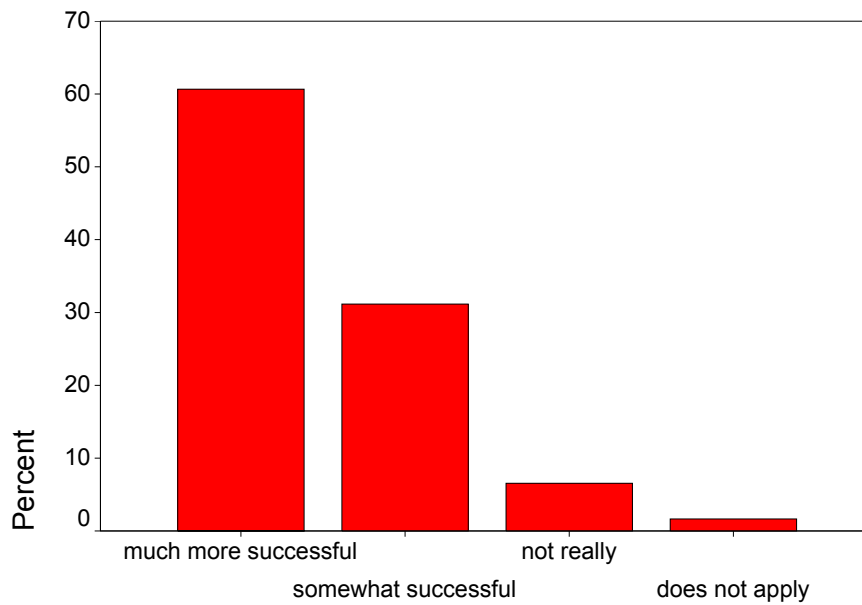
5. Overall, how satisfied were you with the services you received in the General Tutorial Center this semester?

		Frequency	Percent	Valid Percent	Cumulative Percent
Valid	very satisfied	35	56.5	57.4	57.4
	somewhat satisfied	21	33.9	34.4	91.8
	somewhat dissatisfied	3	4.8	4.9	96.7
	does not apply	2	3.2	3.3	100.0
	Total	61	98.4	100.0	
Missing	System	1	1.6		
Total		62	100.0		

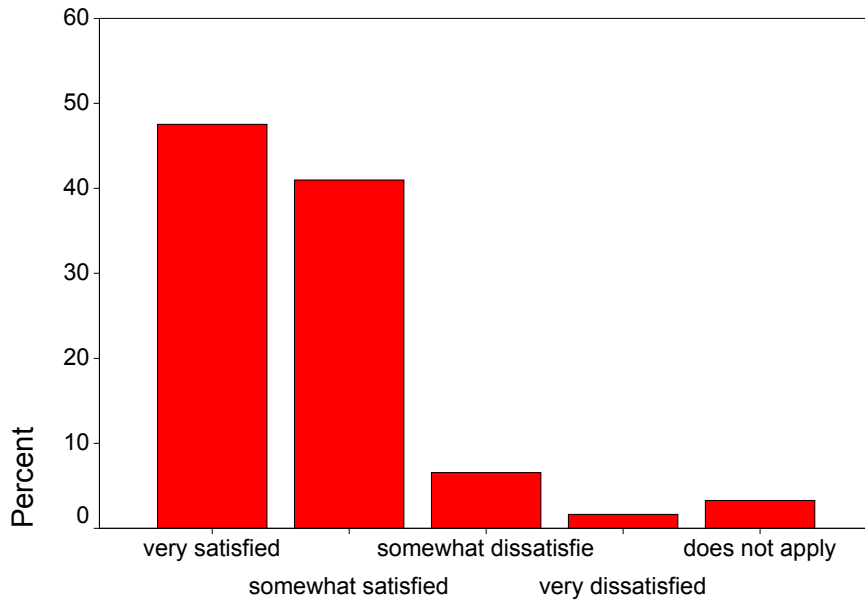
1. Approximately how many times did you use the Gene



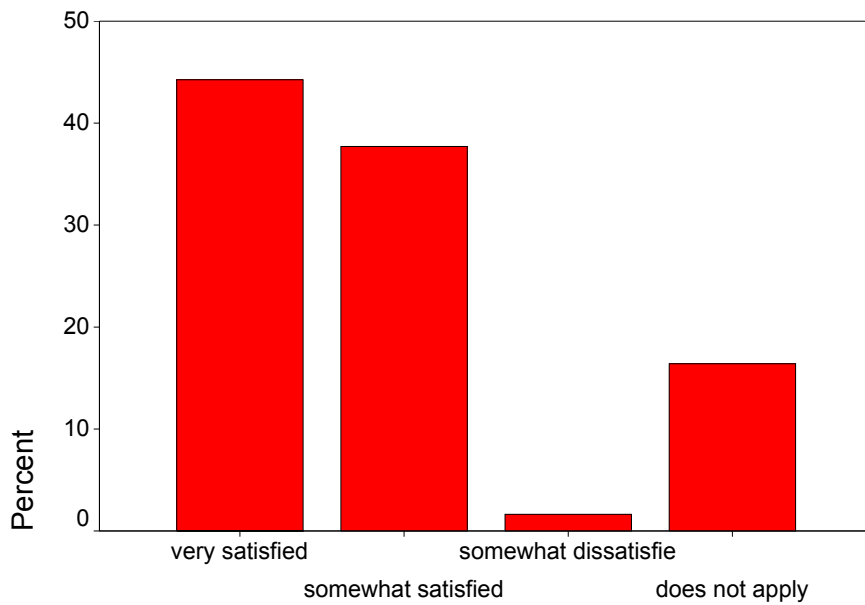
2. Do you feel that you were more successful in your cla



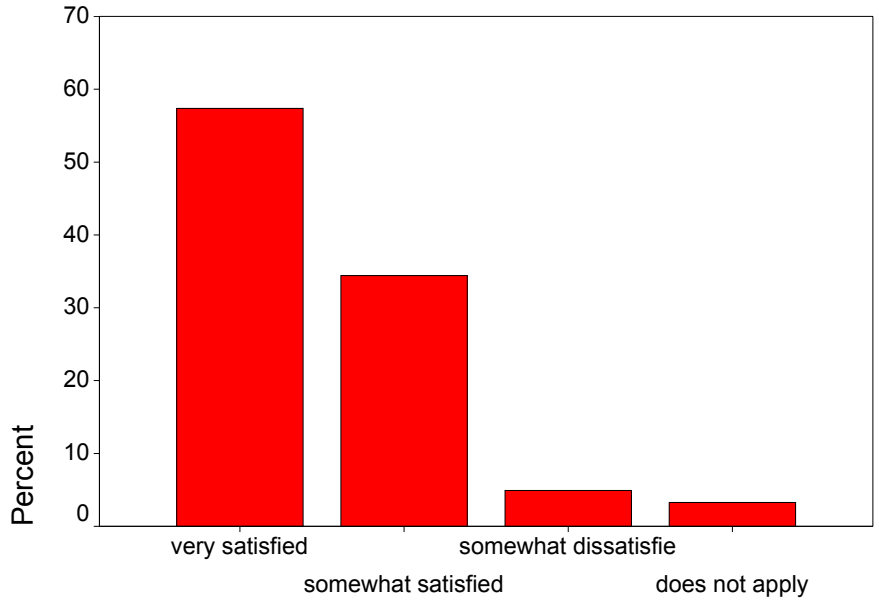
3. When you were in the Tutorial Center this semester, I



4. How satisfied were you this semester with the number



5. Overall, how satisfied were you with the services you



Crosstabs by Term - Tutoring Services

1. Approximately how many times did you use the General Tutorial Center this semester?

		TERM		Total
		Fall	Spring	
1-5 times	Count	3	4	7
	% within TERM	14.3%	10.0%	11.5%
6-10 times	Count	2	10	12
	% within TERM	9.5%	25.0%	19.7%
10-15 times	Count	4	9	13
	% within TERM	19.0%	22.5%	21.3%
more than 15 times	Count	12	17	29
	% within TERM	57.1%	42.5%	47.5%
Total	Count	21	40	61
	% within TERM	100.0%	100.0%	100.0%

2. Do you feel that you were more successful in your classes this semester because of the help you received in the General Tutorial Center?

		TERM		Total
		Fall	Spring	
much more successful	Count	13	24	37
	% within TERM	61.9%	60.0%	60.7%
somewhat successful	Count	6	13	19
	% within TERM	28.6%	32.5%	31.1%
not really	Count	1	3	4
	% within TERM	4.8%	7.5%	6.6%
does not apply	Count	1	0	1
	% within TERM	4.8%	.0%	1.6%
Total	Count	21	40	61
	% within TERM	100.0%	100.0%	100.0%

3. When you were in the Tutorial Center this semester, how satisfied were you with the availability of the tutors to help you?

		TERM		Total
		Fall	Spring	
very satisfied	Count	11	18	29
	% within TERM	52.4%	45.0%	47.5%
somewhat satisfied	Count	8	17	25
	% within TERM	38.1%	42.5%	41.0%
somewhat dissatisfied	Count	1	3	4
	% within TERM	4.8%	7.5%	6.6%
very dissatisfied	Count	0	1	1
	% within TERM	.0%	2.5%	1.6%
does not apply	Count	1	1	2
	% within TERM	4.8%	2.5%	3.3%
Total	Count	21	40	61
	% within TERM	100.0%	100.0%	100.0%

4. How satisfied were you this semester with the number and quality of equipment and materials in the General Tutorial Center (computers, books, VCR's tape recorders, etc)?

		TERM		Total
		Fall	Spring	
very satisfied	Count	9	18	27
	% within TERM	42.9%	45.0%	44.3%
somewhat satisfied	Count	7	16	23
	% within TERM	33.3%	40.0%	37.7%
somewhat dissatisfied	Count	0	1	1
	% within TERM	.0%	2.5%	1.6%
does not apply	Count	5	5	10
	% within TERM	23.8%	12.5%	16.4%
Total	Count	21	40	61
	% within TERM	100.0%	100.0%	100.0%

5. Overall, how satisfied were you with the services you received in the General Tutorial Center this semester?

		TERM		Total
		Fall	Spring	
very satisfied	Count	14	21	35
	% within TERM	66.7%	52.5%	57.4%
somewhat satisfied	Count	3	18	21
	% within TERM	14.3%	45.0%	34.4%
somewhat dissatisfied	Count	2	1	3
	% within TERM	9.5%	2.5%	4.9%
does not apply	Count	2	0	2
	% within TERM	9.5%	.0%	3.3%
Total	Count	21	40	61
	% within TERM	100.0%	100.0%	100.0%

Composite Frequencies for FA '00 and SP '01 - Labs

Statistics

		1. Approximately how many times did you use the LATC this semester?	2. Do you feel that you were more successful in your classes this semester because of the help you received in the LATC?	3. When you were in the LATC this semester, how satisfied were you with the availability of the tutors to help you?	4. How satisfied were you this semester with the number and quality of equipment and materials in the LATC (computers, books, VCR's tape recorders, etc)?	5. Overall, how satisfied were you with the services you received in the LATC this semester?
N	Valid	118	118	118	117	118
	Missing	0	0	0	1	0
Mean		3.47	1.53	1.46	1.49	1.33
Median		4.00	1.00	1.00	1.00	1.00
Std. Deviation		.781	.609	.823	.805	.556
Range		3	3	4	4	3

1. Approximately how many times did you use the LATC this semester?

		Frequency	Percent	Valid Percent	Cumulative Percent
Valid	1-5 times	4	3.4	3.4	3.4
	6-10 times	9	7.6	7.6	11.0
	10-15 times	32	27.1	27.1	38.1
	more than 15 times	73	61.9	61.9	100.0
Total		118	100.0	100.0	

2. Do you feel that you were more successful in your classes this semester because of the help you received in the LATC?

	Frequency	Percent	Valid Percent	Cumulative Percent
Valid much more successful	62	52.5	52.5	52.5
somewhat successful	51	43.2	43.2	95.8
not really	4	3.4	3.4	99.2
does not apply	1	.8	.8	100.0
Total	118	100.0	100.0	

3. When you were in the LATC this semester, how satisfied were you with the availability of the tutors to help you?

	Frequency	Percent	Valid Percent	Cumulative Percent
Valid very satisfied	80	67.8	67.8	67.8
somewhat satisfied	29	24.6	24.6	92.4
somewhat dissatisfied	4	3.4	3.4	95.8
very dissatisfied	3	2.5	2.5	98.3
does not apply	2	1.7	1.7	100.0
Total	118	100.0	100.0	

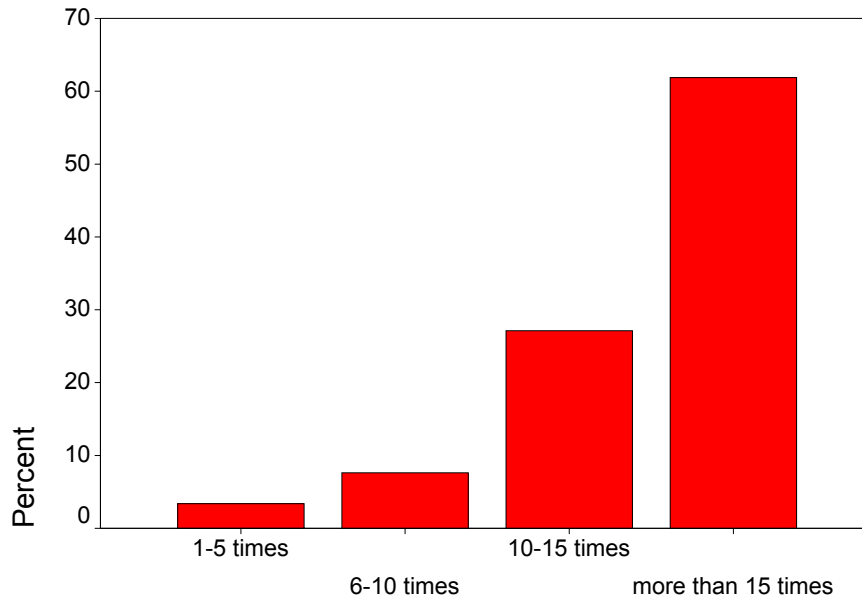
4. How satisfied were you this semester with the number and quality of equipment and materials in the LATC (computers, books, VCR's tape recorders, etc)?

	Frequency	Percent	Valid Percent	Cumulative Percent
Valid very satisfied	73	61.9	62.4	62.4
somewhat satisfied	38	32.2	32.5	94.9
somewhat dissatisfied	2	1.7	1.7	96.6
very dissatisfied	1	.8	.9	97.4
does not apply	3	2.5	2.6	100.0
Total	117	99.2	100.0	
Missing System	1	.8		
Total	118	100.0		

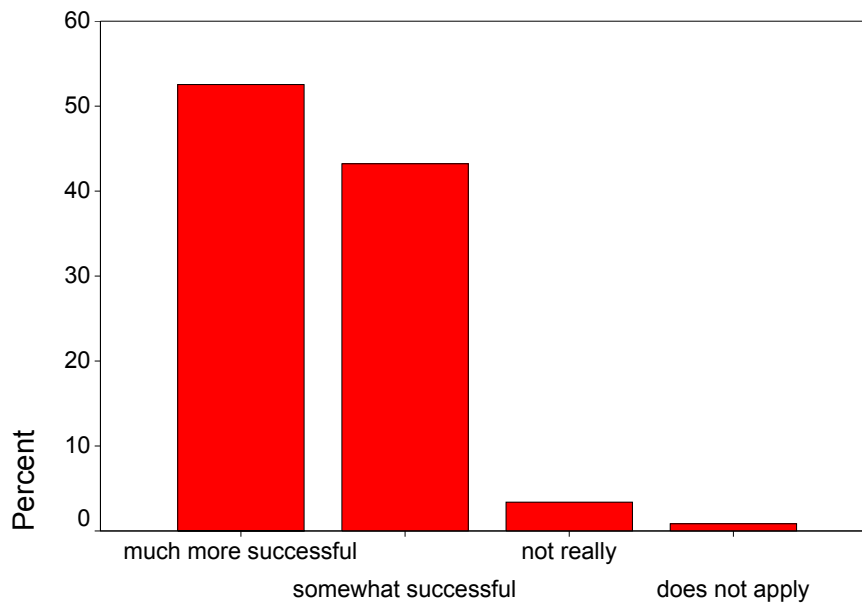
5. Overall, how satisfied were you with the services you received in the LATC this semester?

	Frequency	Percent	Valid Percent	Cumulative Percent
Valid very satisfied	83	70.3	70.3	70.3
somewhat satisfied	32	27.1	27.1	97.5
somewhat dissatisfied	2	1.7	1.7	99.2
very dissatisfied	1	.8	.8	100.0
Total	118	100.0	100.0	

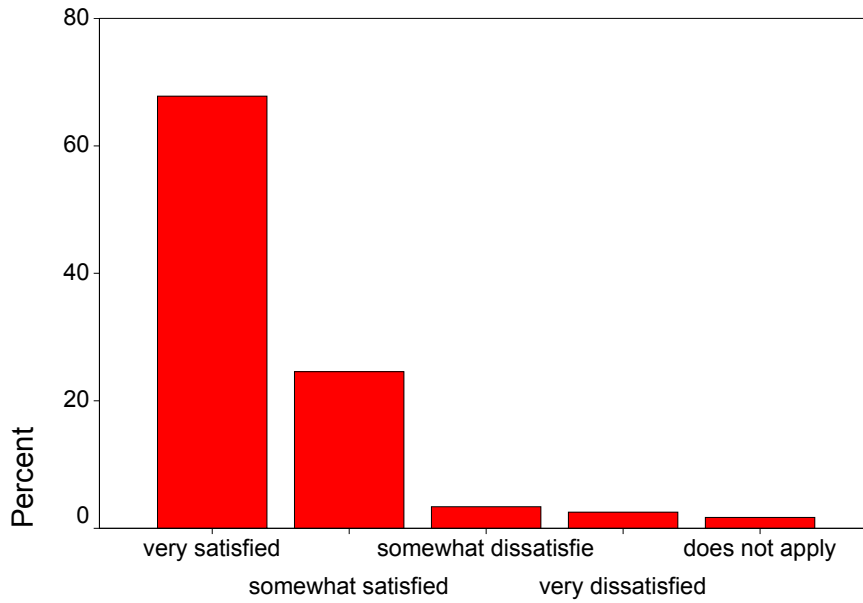
1. Approximately how many times did you use the LATC



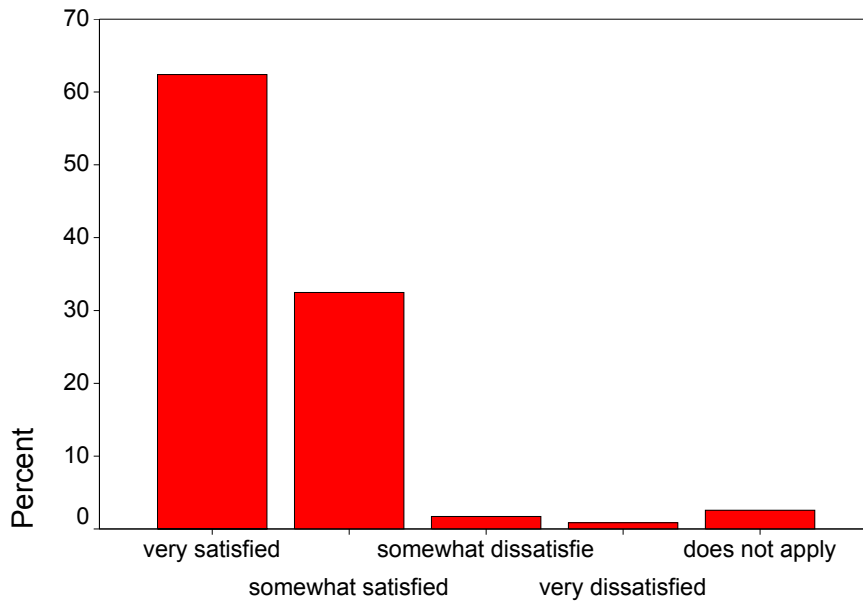
2. Do you feel that you were more successful in your classes this semester



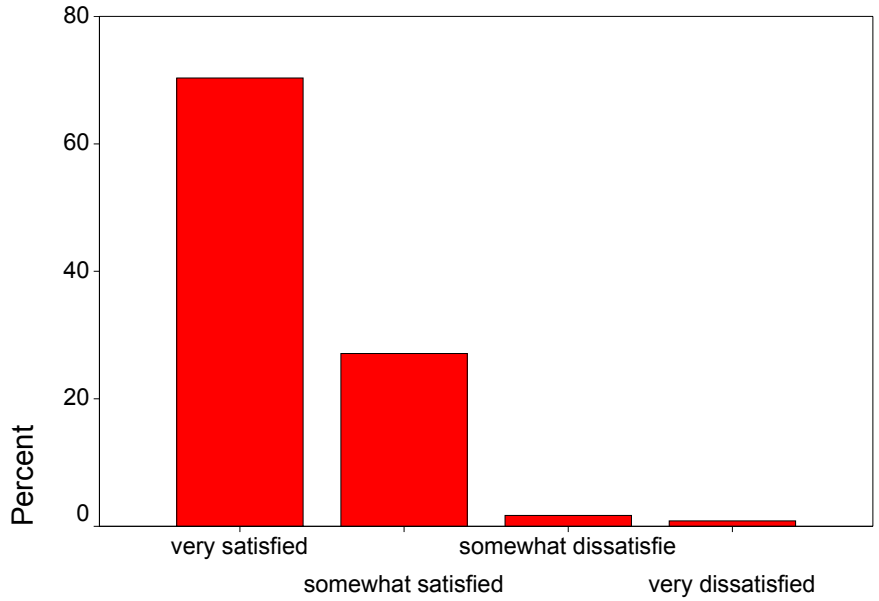
3. When you were in the LATC this semester, how satisfied were you



4. How satisfied were you this semester with the number



5. Overall, how satisfied were you with the services you



Crosstabs by Term - Labs

1. Approximately how many times did you use the LATC this semester?

		TERM		Total
		Fall	Spring	
1-5 times	Count	3	1	4
	% within TERM	5.2%	1.7%	3.4%
6-10 times	Count	5	4	9
	% within TERM	8.6%	6.7%	7.6%
10-15 times	Count	17	15	32
	% within TERM	29.3%	25.0%	27.1%
more than 15 times	Count	33	40	73
	% within TERM	56.9%	66.7%	61.9%
Total	Count	58	60	118
	% within TERM	100.0%	100.0%	100.0%

