

Mission College (West Valley Mission CCD)



3000 Mission College Blvd.
Santa Clara, California 95054

Health Occupations

Licensed Vocational Nursing

Custom Profile: Mission College

Licensed Practical/Vocational Nurse Training (51.3901)

Target Occupations

Licensed practical and licensed vocational nurses (29-2061)

Target Occupation Performance

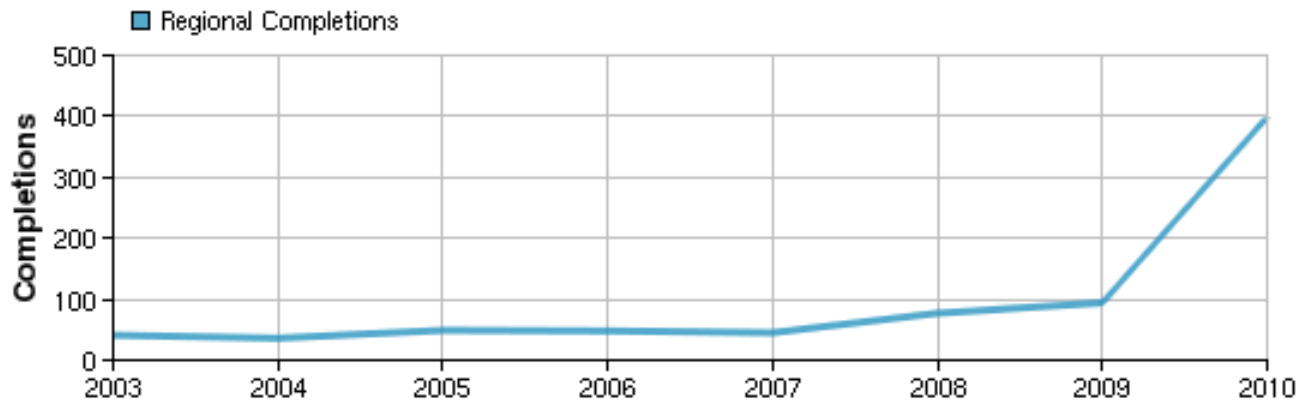
6,853 Jobs (2010) Location Quotient: 0.65	16.3% Growth (2011-2020) National: 15.8%	\$27.25/hr Median Wage (2011) National: \$18.96/hr
--	---	---

Regional Openings (2010)	282	
Institution Program Completions (2010)	68	
Regional Program Completions (2010)	399	
IPEDS Regional Occupation Completions (2010)	734	

Target Occupations	Regional Openings (2010)	Median Wage (2011)	Growth (2011-2020)
Licensed practical and licensed vocational nurses (29-2061)	282	\$27.25	16.3%

Other Regional Training Providers

5 Institutions	399 Completions (2010)
--------------------------	----------------------------------



Institution	Degrees	Certificates	Total Completions
Unitek College	0	245	245
Carrington College California-San Jose	0	58	58
Carrington College California-San Leandro	0	52	52
Gavilan College	23	19	42
Merritt College	2	0	2

Job Postings by Occupation

Occupation	Job Postings
Licensed practical and licensed vocational nurses	79

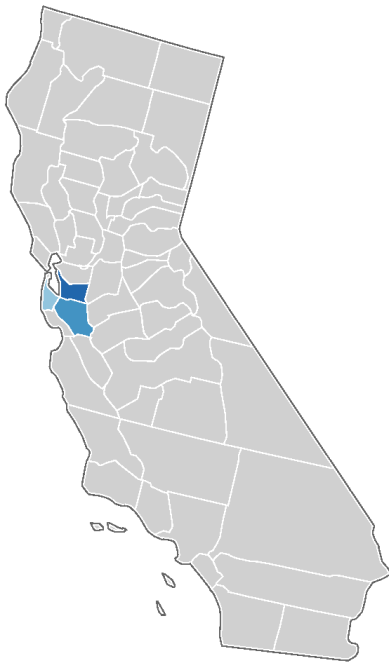
Licensed practical and licensed vocational nurses

SOC 29-2061: Care for ill, injured, convalescent, or disabled persons in hospitals, nursing homes, clinics, private homes, group homes, and similar institutions. May work under the supervision of a registered nurse. Licensing required.

Related O*NET Occupations

Licensed Practical and Licensed Vocational Nurses (29-2061.00)

Job Distribution



Occupation Facts

Annual Openings Estimate (2011)	387
Related Completions (2010)	734
Online Job Postings	79

Gender

Male	5%	<div style="width: 5%;"></div>
Female	95%	<div style="width: 95%;"></div>

Age

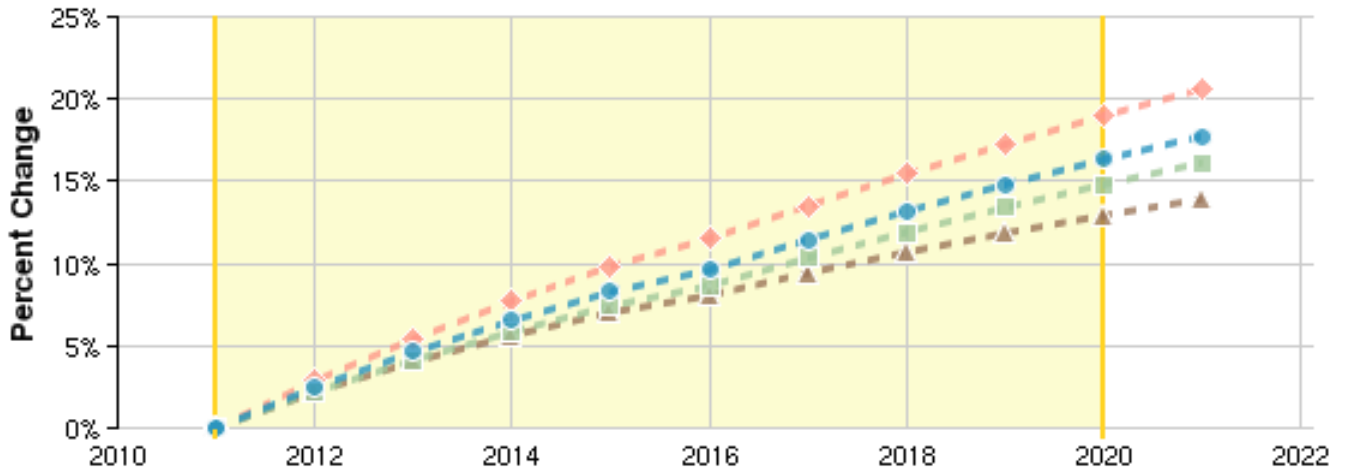
14-18	0%	<div style="width: 0%;"></div>
19-24	2%	<div style="width: 2%;"></div>
25-44	44%	<div style="width: 44%;"></div>
45-64	49%	<div style="width: 49%;"></div>
65+	5%	<div style="width: 5%;"></div>





6,919
Jobs (2011)

16.3%
Growth (2011-2020)




\$27.25/hr
Median Wage (2011)

Regional Trends



Region	2011 Jobs	2020 Jobs	% Growth
 Tri County Area	6,919	8,048	16.3%
 Bay Area (5 County)	9,110	10,458	14.8%
 Santa Clara County	2,402	2,712	12.9%
 State (CA)	66,279	78,852	19.0%

Educational Attainment

Doctoral or professional degree	2%	
Master's degree	1%	
Bachelor's degree	4%	
Associate's degree	17%	
Some college, no degree	54%	
High school diploma or equivalent	21%	
Less than high school diploma	1%	

Educational Programs

	3		734		
	Programs (2010)		Completions (2010)		
Program	2006	2007	2008	2009	2010
Licensed Practical/Vocational Nurse Training (51.3901)	116	117	164	170	467
Health Services/Allied Health/Health Sciences, General (51.0000)	82	124	133	222	249
Pre-Nursing Studies (51.1105)	0	0	0	0	18

Inverse Staffing Patterns

Industry	Occupation Jobs in Industry (2011)	% of Occupation in Industry (2011)	% of Total Jobs in Industry (2011)
Nursing Care Facilities (623110)	1,514	21.9%	12.1%
General Medical and Surgical Hospitals (622110)	1,322	19.1%	2.7%
Offices of Physicians (except Mental Health Specialists) (621111)	651	9.4%	2.5%
Temporary Help Services (561320)	465	6.7%	1.3%
HMO Medical Centers (621491)	462	6.7%	3.1%

Registered Nursing

Custom Profile: Mission College

Registered Nursing/Registered Nurse (51.3801)

Target Occupations

Registered nurses (29-1111)

Target Occupation Performance

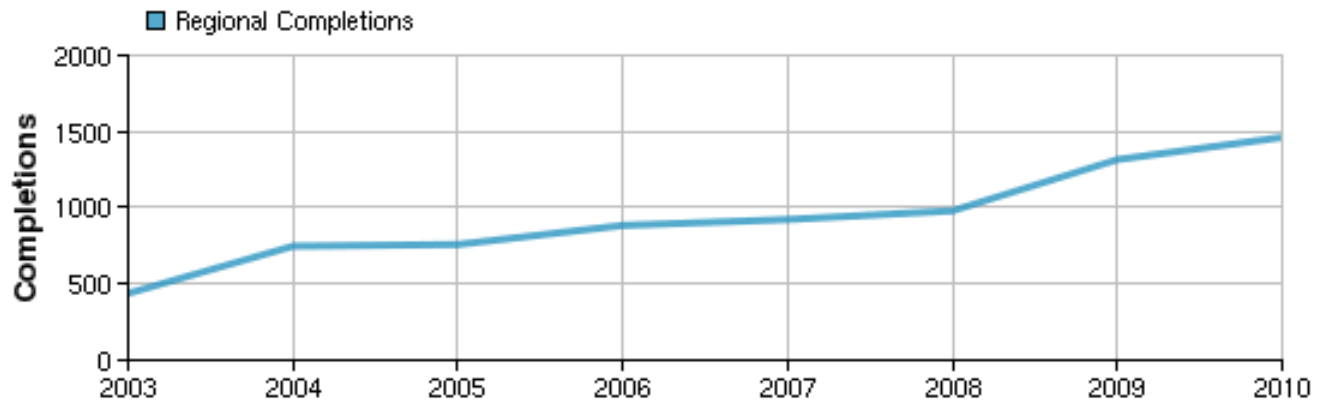
29,224 Jobs (2010) Location Quotient: 0.79	18.7% Growth (2011-2020) National: 17.9%	\$49.89/hr Median Wage (2011) National: \$30.38/hr
---	---	---

Regional Openings (2010)	828	<div style="width: 100%; height: 10px; background-color: #0070C0;"></div>
Institution Program Completions (2010)	38	<div style="width: 100%; height: 10px; background-color: #0070C0;"></div>
Regional Program Completions (2010)	1,462	<div style="width: 100%; height: 10px; background-color: #0070C0;"></div>
IPEDS Regional Occupation Completions (2010)	2,125	<div style="width: 100%; height: 10px; background-color: #0070C0;"></div>

Target Occupations	Regional Openings (2010)	Median Wage (2011)	Growth (2011-2020)
Registered nurses (29-1111)	828	\$49.89	18.7%

Other Regional Training Providers

14 Institutions	1,462 Completions (2010)
---------------------------	------------------------------------



Institution	Degrees	Certificates	Total Completions
Samuel Merritt University	422	0	422
San Jose State University	216	0	216
Institute of Medical Education	0	194	194
California State University-East Bay	154	0	154
De Anza College	87	0	87

Job Postings by Occupation

Occupation	Job Postings
Registered nurses	1455

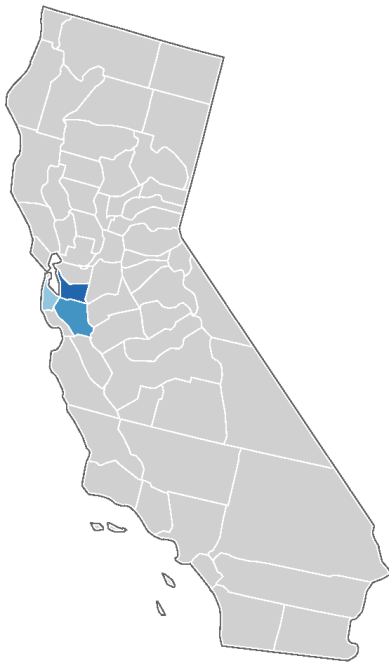
Registered nurses

SOC 29-1111: Assess patient health problems and needs, develop and implement nursing care plans, and maintain medical records. Administer nursing care to ill, injured, convalescent, or disabled patients. May advise patients on health maintenance and disease prevention or provide case management. Licensing or registration required. Include advance practice nurses such as: nurse practitioners, clinical nurse specialists, certified nurse midwives, and certified registered nurse anesthetists. Advanced practice nursing is practiced by RNs who have specialized formal, post-basic education and who function in highly autonomous and specialized roles.

Related O*NET Occupations








Registered Nurses (29-1111.00)

Job Distribution



Occupation Facts

Annual Openings Estimate (2011)	1,363
Related Completions (2010)	2,125
Online Job Postings	1,455

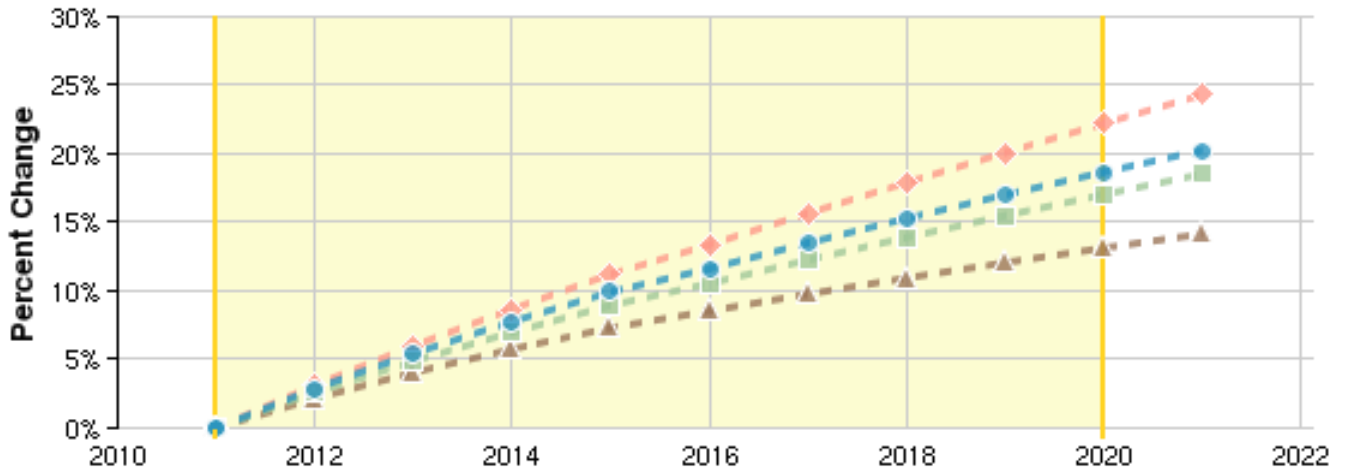
Gender	
Male	4% 
Female	96% 
Age	
14-18	0% 
19-24	1% 
25-44	39% 
45-64	56% 
65+	4% 





29,430
Jobs (2011)

18.7%
Growth (2011-2020)



\$49.89/hr
Median Wage (2011)

Regional Trends



Region	2011 Jobs	2020 Jobs	% Growth
 Tri County Area	29,430	34,922	18.7%
 Bay Area (5 County)	38,889	45,512	17.0%
 Santa Clara County	12,109	13,699	13.1%
 State (CA)	234,805	286,965	22.2%

Educational Attainment

Doctoral or professional degree	3%	
Master's degree	10%	
Bachelor's degree	42%	
Associate's degree	37%	
Some college, no degree	6%	
High school diploma or equivalent	1%	
Less than high school diploma	0%	

Educational Programs

8

2,125

Program	Programs (2010)		Completions (2010)		
	2006	2007	2008	2009	2010
Registered Nursing/Registered Nurse (51.3801)	884	923	980	1,343	1,500
Health Services/Allied Health/Health Sciences, General (51.0000)	82	124	133	222	249
Practical Nursing, Vocational Nursing and Nursing Assistants, Other (51.3999)	43	49	72	24	161
Health/Medical Preparatory Programs, Other (51.1199)	23	57	65	107	132
Family Practice Nurse/Nursing (51.3805)	10	38	51	56	40

Inverse Staffing Patterns

Industry	Occupation Jobs in Industry (2011)	% of Occupation in Industry (2011)	% of Total Jobs in Industry (2011)
General Medical and Surgical Hospitals (622110)	13,299	45.2%	27.4%
Local government (930000)	3,313	11.3%	2.0%
HMO Medical Centers (621491)	2,693	9.1%	18.3%
Offices of Physicians (except Mental Health Specialists) (621111)	1,875	6.4%	7.1%
Temporary Help Services (561320)	1,130	3.8%	3.3%

Psychiatric Technician

Custom Profile: Mission College

Psychiatric/Mental Health Services Technician (51.1502)

Target Occupations

Psychiatric technicians (29-2053)

Psychiatric aides (31-1013)

Target Occupation Performance

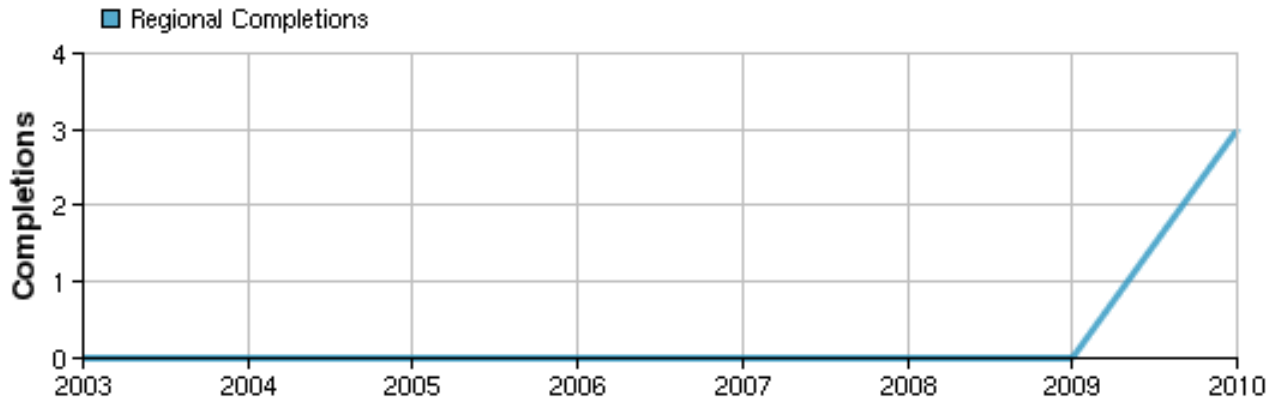
948 Jobs (2010) Location Quotient: 0.48	1.5% Growth (2011-2020) National: 6.4%	\$22.81/hr Median Wage (2011) National: \$12.83/hr
--	---	---

Regional Openings (2010)	25	<div style="width: 25px; height: 10px; background-color: #0070C0;"></div>
Institution Program Completions (2010)	12	<div style="width: 12px; height: 10px; background-color: #0070C0;"></div>
Regional Program Completions (2010)	3	<div style="width: 3px; height: 10px; background-color: #0070C0;"></div>
IPEDS Regional Occupation Completions (2010)	264	<div style="width: 264px; height: 10px; background-color: #0070C0;"></div>

Target Occupations	Regional Openings (2010)	Median Wage (2011)	Growth (2011-2020)
Psychiatric technicians (29-2053)	19	\$27.23	-3.6%
Psychiatric aides (31-1013)	5	\$12.73	12.9%

Other Regional Training Providers

1 Institutions	3 Completions (2010)
--------------------------	--------------------------------



Institution	Degrees	Certificates	Total Completions
Gurnick Academy of Medical Arts	0	3	3

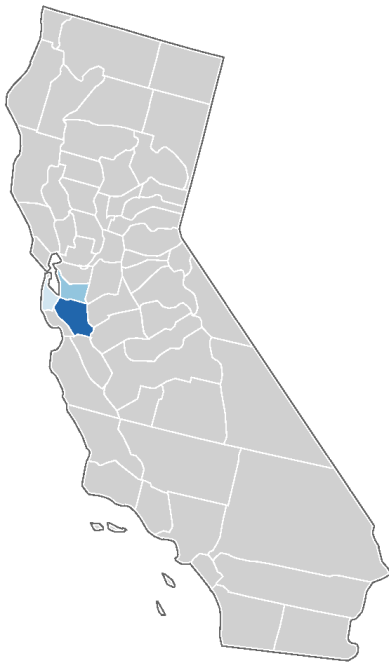
Job Postings by Occupation

Occupation	Job Postings
Psychiatric technicians	7
Psychiatric aides	0

Occupation Group

Psychiatric technicians (29-2053)
Psychiatric aides (31-1013)

Job Distribution



Occupation Facts

Annual Openings Estimate (2011)	31
Related Completions (2010)	264
Job Postings	Only Available for 5-Digit

Gender

Male	22%	<div style="width: 22%;"></div>
Female	78%	<div style="width: 78%;"></div>

Age

14-18	0%	<div style="width: 0%;"></div>
19-24	13%	<div style="width: 13%;"></div>
25-44	47%	<div style="width: 47%;"></div>
45-64	33%	<div style="width: 33%;"></div>
65+	7%	<div style="width: 7%;"></div>

950
Jobs (2011)

1.5%
Growth (2011-2020)

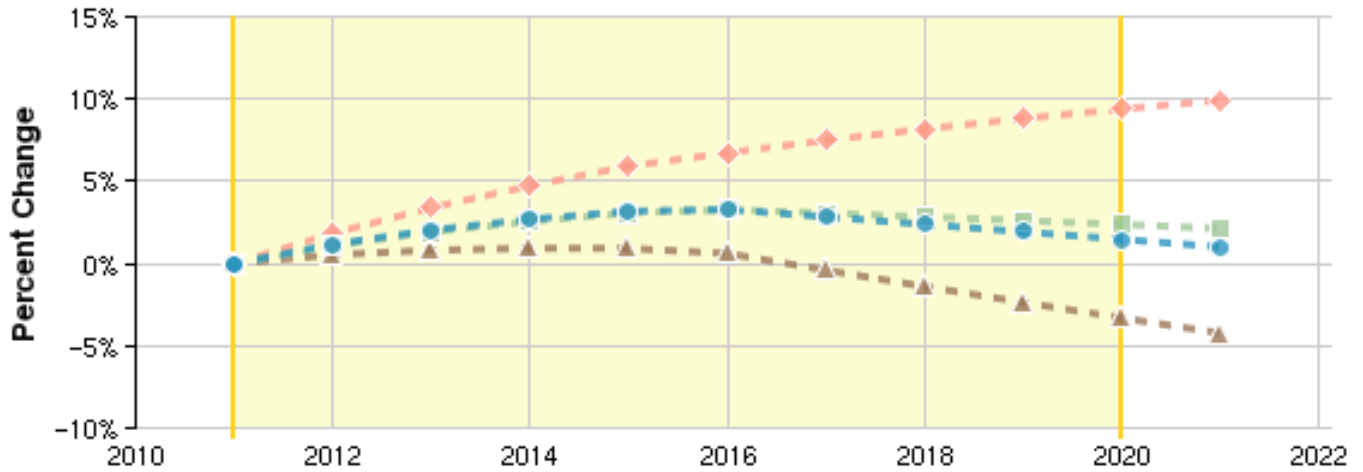
\$22.81/hr
Median Wage (2011)

Location Quotient: 0.48

National: 6.4%

National: \$12.83/hr

Regional Trends



Region	2011 Jobs	2020 Jobs	% Growth
Tri County Area	950	964	1.5%
Bay Area (5 County)	1,370	1,403	2.4%
Santa Clara County	644	623	-3.3%
State (CA)	11,104	12,148	9.4%

Educational Programs

2
Programs (2010)

264
Completions (2010)

Program	2006	2007	2008	2009	2010
Health Services/Allied Health/Health Sciences, General (51.0000)	82	124	133	222	249
Psychiatric/Mental Health Services Technician (51.1502)	18	17	17	13	15

Inverse Staffing Patterns

Industry	Occupation Group Jobs in Industry (2011)	% of Occupation Group in Industry (2011)	% of Total Jobs in Industry (2011)
General Medical and Surgical Hospitals (622110)	505	53.2%	1.0%
State government (920000)	102	10.8%	0.3%
Residential Mental Health and Substance Abuse Facilities (623220)	78	8.3%	2.9%
Home Health Care Services (621610)	66	7.0%	0.7%
Local government (930000)	60	6.4%	0.0%

Data Sources and Calculations

State Data Sources

This report uses state data from the following agencies: California Labor Market Information Department.