

Mission College (West Valley Mission CCD)



3000 Mission College Blvd.
Santa Clara, California 95054

Computer Applications

Custom Profile: Mission College
Computer Applications (11.0601)

Target Occupations

Data entry keyers (43-9021)

Target Occupation Performance

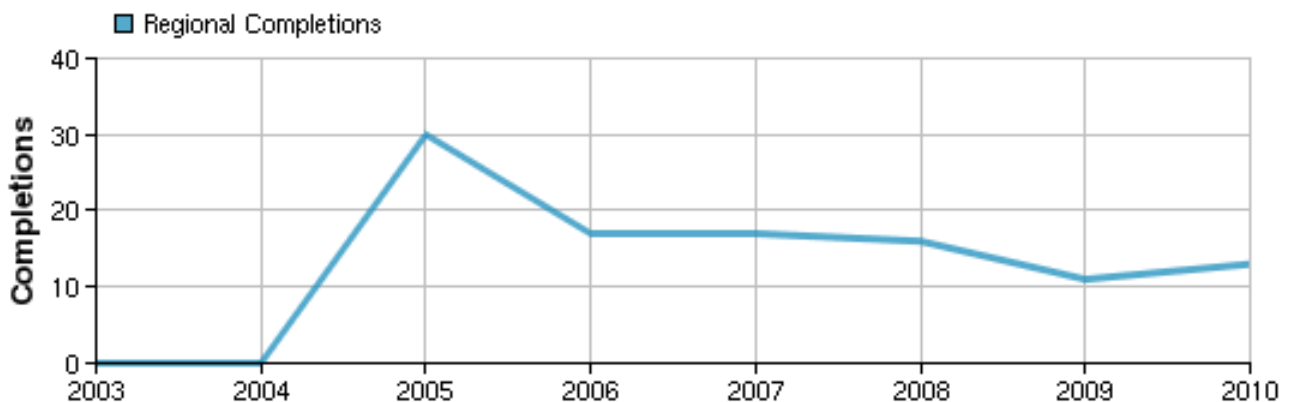
3,454 Jobs (2010) Location Quotient: 0.84	-2.5% Growth (2011-2020) National: -4.0%	\$14.27/hr Median Wage (2011) National: \$12.32/hr
--	---	---

Regional Openings (2010)	98	<div style="width: 98%; height: 10px; background-color: #0070C0;"></div>
Institution Program Completions (2010)	0	<div style="width: 0%; height: 10px; background-color: #0070C0;"></div>
Regional Program Completions (2010)	13	<div style="width: 13%; height: 10px; background-color: #0070C0;"></div>
IPEDS Regional Occupation Completions (2010)	13	<div style="width: 13%; height: 10px; background-color: #0070C0;"></div>

Target Occupations	Regional Openings (2010)	Median Wage (2011)	Growth (2011-2020)
Data entry keyers (43-9021)	98	\$14.27	-2.5%

Other Regional Training Providers

4 Institutions	13 Completions (2010)
--------------------------	---------------------------------



Institution	Degrees	Certificates	Total Completions
Chabot College	4	1	5
West Valley College	2	2	4
De Anza College	1	2	3
Gavilan College	0	1	1

Job Postings by Occupation

Occupation	Job Postings
Data entry keyers	55

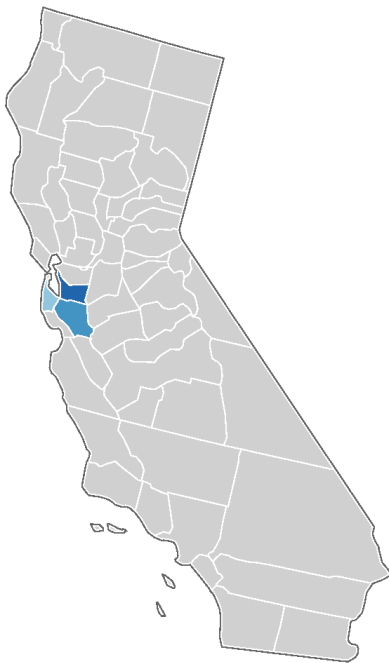
Data entry keyers

SOC 43-9021: Operate data entry device, such as keyboard or photo composing perforator. Duties may include verifying data and preparing materials for printing.

Related O*NET Occupations








Data Entry Keyers (43-9021.00)

Job Distribution



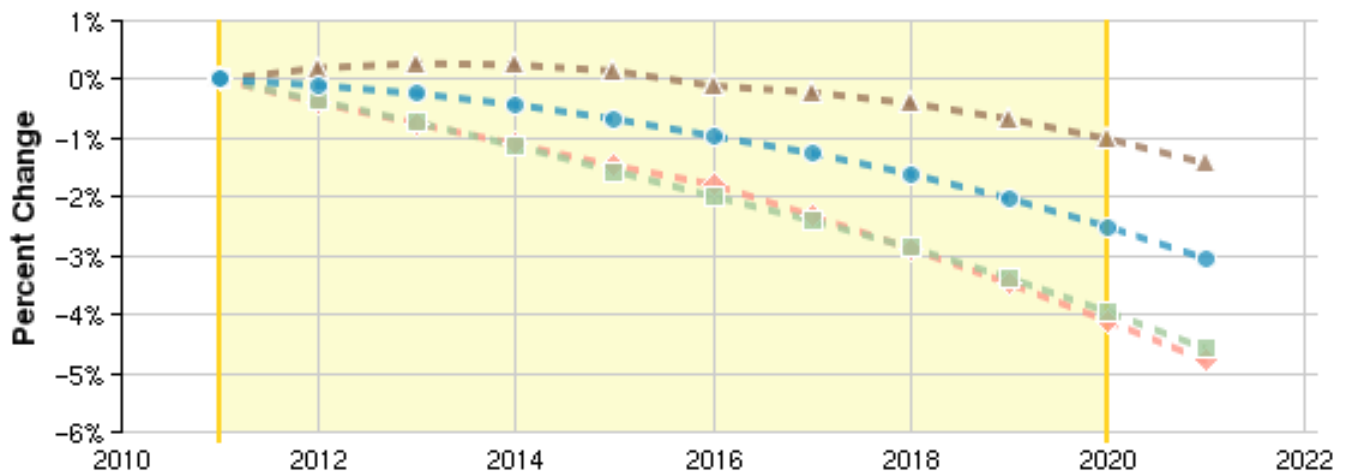
Occupation Facts

Annual Openings Estimate (2011)	75
Related Completions (2010)	13
Online Job Postings	55





Gender	
Male	36% 
Female	64% 
Age	
14-18	2% 
19-24	4% 
25-44	52% 
45-64	41% 
65+	2% 

3,468 Jobs (2011) Location Quotient: 0.84	-2.5% Growth (2011-2020) National: -4.0%	\$14.27/hr Median Wage (2011) National: \$12.32/hr
---	--	--

Regional Trends



Region	2011 Jobs	2020 Jobs	% Growth
--------	-----------	-----------	----------

Region	2011 Jobs	2020 Jobs	% Growth
 Tri County Area	3,468	3,381	-2.5%
 Bay Area (5 County)	4,650	4,466	-4.0%
 Santa Clara County	1,406	1,392	-1.0%
 State (CA)	30,527	29,273	-4.1%

Educational Attainment

Doctoral or professional degree	0%
Master's degree	2%
Bachelor's degree	14%
Associate's degree	12%
Some college, no degree	33%
High school diploma or equivalent	35%
Less than high school diploma	3%

Educational Programs

	4 Programs (2010)		13 Completions (2010)		
Program	2006	2007	2008	2009	2010
Data Entry/Microcomputer Applications, General (11.0601)	17	17	16	11	13
Business/Office Automation/Technology/Data Entry (52.0407)	17	3	0	0	0
Computer Typography and Composition Equipment Operator (10.0308)	0	0	0	0	0
Graphic and Printing Equipment Operator, General Production	0	0	0	0	0

Program	2006	2007	2008	2009	2010
(10.0305)					

Inverse Staffing Patterns

Industry	Occupation Jobs in Industry (2011)	% of Occupation in Industry (2011)	% of Total Jobs in Industry (2011)
Data Processing, Hosting, and Related Services (518210)	601	17.3%	7.1%
Temporary Help Services (561320)	340	9.8%	1.0%
Local government (930000)	121	3.5%	0.1%
Custom Computer Programming Services (541511)	118	3.4%	0.2%
Corporate, Subsidiary, and Regional Managing Offices (551114)	97	2.8%	0.3%

Data Sources and Calculations

State Data Sources

This report uses state data from the following agencies: California Labor Market Information Department.