

# Mission College (West Valley Mission CCD)



3000 Mission College Blvd.  
Santa Clara, California 95054

## Child Care

## Custom Profile: Mission College

### Child Care and Support Services Management (19.0708)

#### Target Occupations

Preschool teachers, except special education (25-2011)

#### Target Occupation Performance

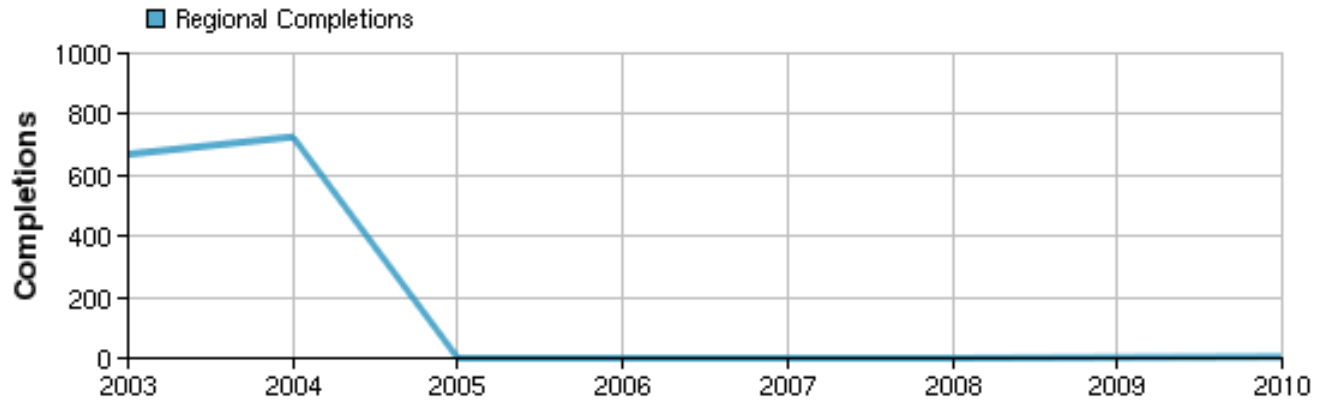
<b>8,866</b> Jobs (2010) Location Quotient: 1.29	<b>7.4%</b> Growth (2011-2020) National: 15.6%	<b>\$15.14/hr</b> Median Wage (2011) National: \$10.83/hr
--	--	---

Regional Openings (2010)	287	<div style="width: 20px; height: 10px; background-color: #0070C0;"></div>
Institution Program Completions (2010)	2	
Regional Program Completions (2010)	4	
IPEDS Regional Occupation Completions (2010)	1,302	<div style="width: 100px; height: 10px; background-color: #0070C0;"></div>

Target Occupations	Regional Openings (2010)	Median Wage (2011)	Growth (2011-2020)
Preschool teachers, except special education (25-2011)	287	\$15.14	7.4%

#### Other Regional Training Providers

<b>2</b> Institutions	<b>4</b> Completions (2010)
--------------------------	--------------------------------



Institution	Degrees	Certificates	Total Completions
Mills College	2	0	2
Foothill College	0	2	2

### Job Postings by Occupation

Occupation	Job Postings
Preschool teachers, except special education	<a href="#">60</a>

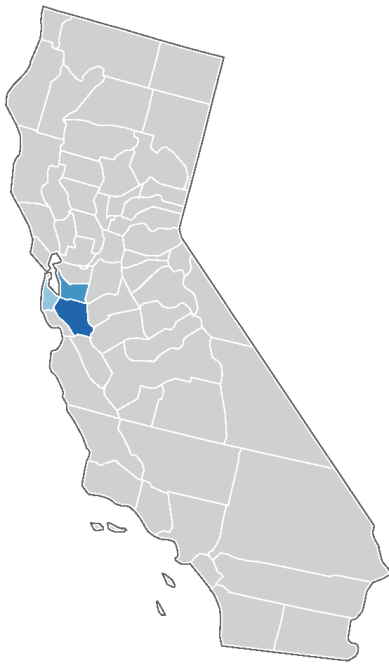
### Preschool teachers, except special education

SOC 25-2011: Instruct children (normally up to 5 years of age) in activities designed to promote social, physical, and intellectual growth needed for primary school in preschool, day care center, or other child development facility. May be required to hold State certification.

### Related O\*NET Occupations

Preschool Teachers, Except Special Education (25-2011.00)

## Job Distribution



## Occupation Facts

Annual Openings Estimate (2011)	305
Related Completions (2010)	1,302
<a href="#">Online Job Postings</a>	60

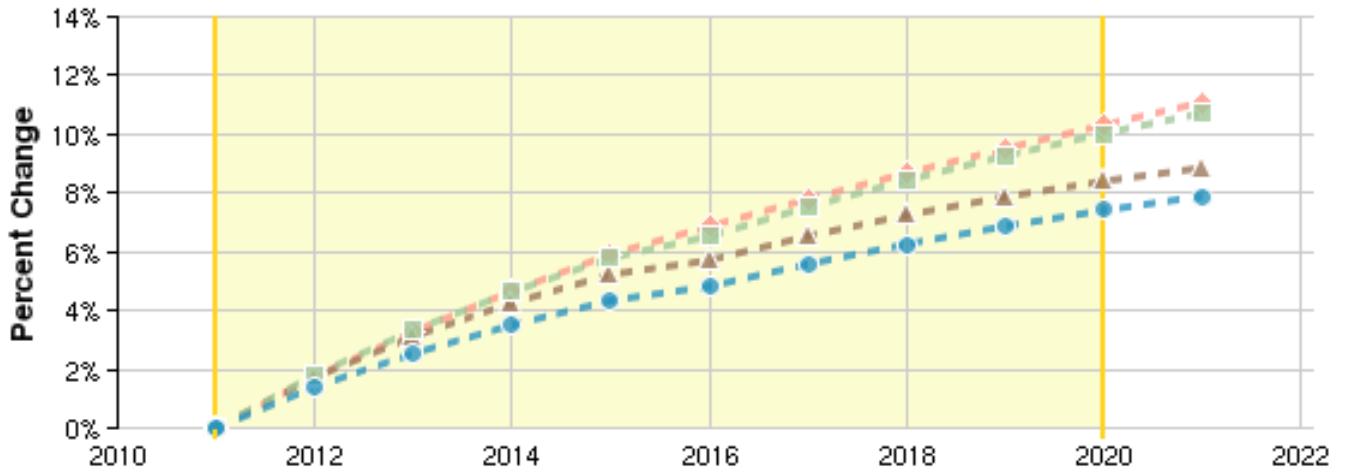
Gender	
Male	12%
Female	88%
Age	
14-18	1%
19-24	1%
25-44	65%
45-64	34%
65+	0%

**8,973**  
Jobs (2011)

**7.4%**  
Growth (2011-2020)

**\$15.14/hr**  
Median Wage (2011)

### Regional Trends



Region	2011 Jobs	2020 Jobs	% Growth
Tri County Area	8,973	9,638	7.4%
Bay Area (5 County)	11,476	12,626	10.0%
Santa Clara County	4,502	4,881	8.4%
State (CA)	59,246	65,357	10.3%

### Educational Attainment

Doctoral or professional degree	1%
Master's degree	12%
Bachelor's degree	32%
Associate's degree	14%
Some college, no degree	24%
High school diploma or equivalent	16%
Less than high school diploma	2%

### Educational Programs

<b>5</b> Programs (2010)	<b>1,302</b> Completions (2010)
-----------------------------	------------------------------------

<b>Program</b>	<b>2006</b>	<b>2007</b>	<b>2008</b>	<b>2009</b>	<b>2010</b>
Education, General (13.0101)	1,096	1,049	1,033	1,067	981
Early Childhood Education and Teaching (13.1210)	154	154	174	195	264
Child Development (19.0706)	832	780	761	29	51
Child Care and Support Services Management (19.0708)	0	0	0	2	6
Montessori Teacher Education (13.1207)	1	0	0	0	0

### Inverse Staffing Patterns

<b>Industry</b>	<b>Occupation Jobs in Industry (2011)</b>	<b>% of Occupation in Industry (2011)</b>	<b>% of Total Jobs in Industry (2011)</b>
Child Day Care Services (624410)	5,516	61.5%	22.8%
Local government (930000)	1,275	14.2%	0.8%
Religious Organizations (813110)	680	7.6%	4.4%
Other Individual and Family Services (624190)	285	3.2%	4.1%
Colleges, Universities, and Professional Schools (611310)	264	2.9%	0.8%

### Custom Profile: Mission College

#### Child Care Provider/Assistant (19.0709)

### Target Occupations

Child care workers (39-9011)

## Target Occupation Performance

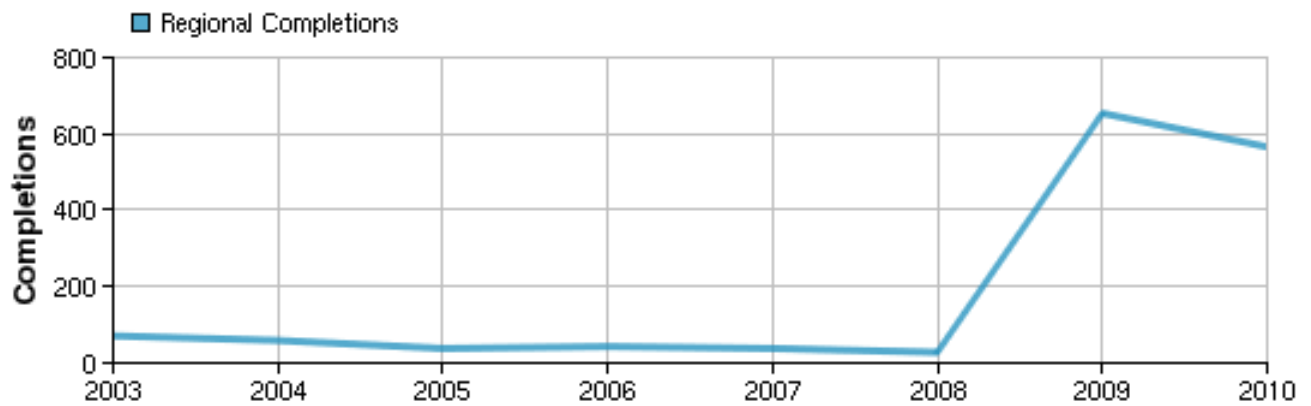
<b>33,034</b> Jobs (2010) Location Quotient: 1.07	<b>14.4%</b> Growth (2011-2020) National: 14.3%	<b>\$9.71/hr</b> Median Wage (2011) National: \$7.94/hr
---	---	---

Regional Openings (2010)	1,154	<div style="width: 100%; height: 10px; background-color: #0070C0;"></div>
Institution Program Completions (2010)	18	<div style="width: 1.6%; height: 10px; background-color: #0070C0;"></div>
Regional Program Completions (2010)	566	<div style="width: 49%; height: 10px; background-color: #0070C0;"></div>
IPEDS Regional Occupation Completions (2010)	635	<div style="width: 55%; height: 10px; background-color: #0070C0;"></div>

Target Occupations	Regional Openings (2010)	Median Wage (2011)	Growth (2011-2020)
Child care workers (39-9011)	1,154	\$9.71	14.4%

## Other Regional Training Providers

<b>11</b> Institutions	<b>566</b> Completions (2010)
---------------------------	----------------------------------



Institution	Degrees	Certificates	Total Completions
Merritt College	19	123	142
Canada College	16	75	91
De Anza College	7	63	70
Las Positas College	9	52	61

Institution	Degrees	Certificates	Total Completions
Skyline College	24	31	55

## Job Postings by Occupation

Occupation	Job Postings
Child care workers	<a href="#">534</a>

## Child care workers

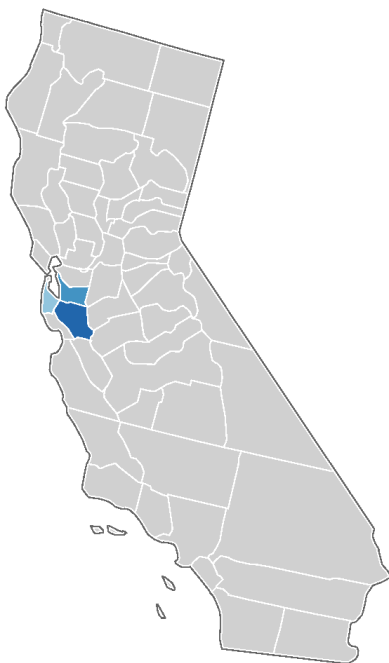
SOC 39-9011: Attend to children at schools, businesses, private households, and child care institutions. Perform a variety of tasks, such as dressing, feeding, bathing, and overseeing play.

## Related O\*NET Occupations

Child Care Workers (39-9011.00)








Nannies (39-9011.01)

## Job Distribution



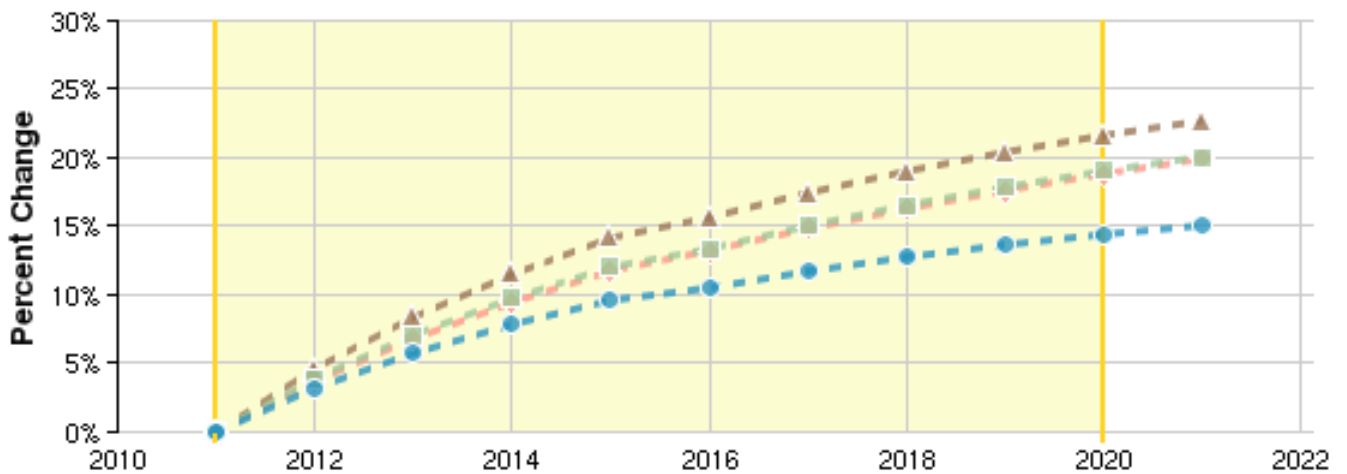
## Occupation Facts

Annual Openings Estimate (2011)	2,035
Related Completions (2010)	635
<a href="#">Online Job Postings</a>	534

Gender	
Male	8% 
Female	92% 
Age	
14-18	1% 
19-24	17% 
25-44	46% 
45-64	33% 
65+	4% 

<b>33,216</b> <b>Jobs (2011)</b> Location Quotient: 1.06	<b>14.4%</b> <b>Growth (2011-2020)</b> National: 14.3%	<b>\$9.71/hr</b> <b>Median Wage (2011)</b> National: \$7.94/hr
--	--	--

## Regional Trends







Region






2011 Jobs

2020 Jobs

% Growth

	Region	2011 Jobs	2020 Jobs	% Growth
	Tri County Area	33,216	38,005	14.4%
	Bay Area (5 County)	46,963	55,905	19.0%
	Santa Clara County	14,630	17,796	21.6%
	State (CA)	340,132	404,153	18.8%

## Educational Attainment

Doctoral or professional degree	0%	
Master's degree	2%	
Bachelor's degree	11%	
Associate's degree	8%	
Some college, no degree	25%	
High school diploma or equivalent	36%	
Less than high school diploma	16%	

## Educational Programs

	<b>2</b> Programs (2010)		<b>635</b> Completions (2010)		
Program	2006	2007	2008	2009	2010
Child Care Provider/Assistant (19.0709)	43	38	28	670	584
Child Development (19.0706)	832	780	761	29	51

## Inverse Staffing Patterns

Industry	Occupation Jobs in Industry (2011)	% of Occupation in Industry (2011)	% of Total Jobs in Industry (2011)
Child Day Care Services (624410)	14,901	44.9%	61.7%
Private Households (814110)	13,027	39.2%	32.7%
Local government (930000)	1,596	4.8%	1.0%

---

Religious Organizations (813110)	479	1.4%	3.1%
Fitness and Recreational Sports Centers (713940)	477	1.4%	4.4%

---

# Data Sources and Calculations

---

## State Data Sources

This report uses state data from the following agencies: California Labor Market Information Department.