

Mission College (West Valley Mission CCD)



3000 Mission College Blvd.
Santa Clara, California 95054

Accounting Technology/Technician and Bookkeeping

Custom Profile: Mission College

Accounting Technology/Technician and Bookkeeping (52.0302)

Target Occupations

Tax preparers (13-2082)

Billing and posting clerks and machine operators (43-3021)

Bookkeeping, accounting, and auditing clerks (43-3031)

Gaming cage workers (43-3041)

Payroll and timekeeping clerks (43-3051)

Brokerage clerks (43-4011)

Statistical assistants (43-9111)

Target Occupation Performance

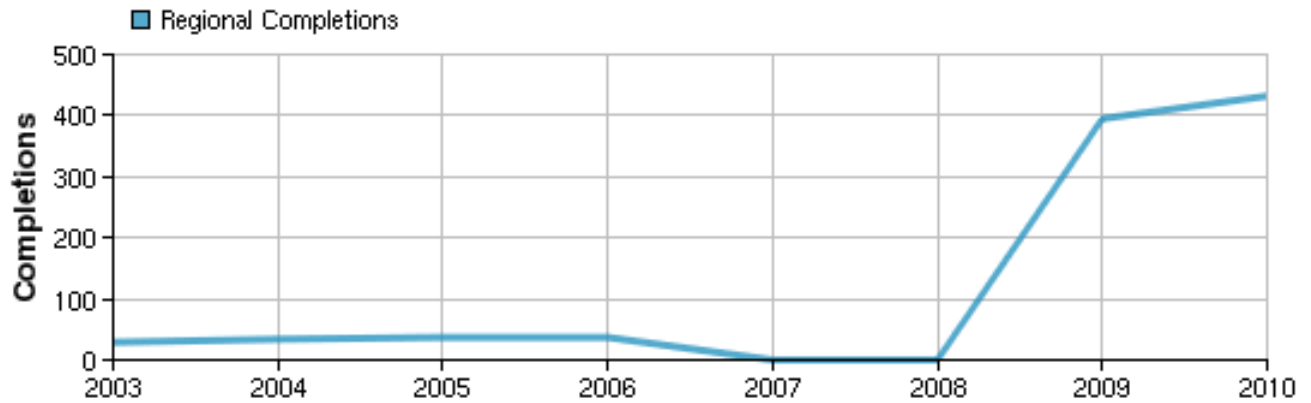
41,004 Jobs (2010) Location Quotient: 0.92	5.5% Growth (2011-2020) National: 8.2%	\$19.39/hr Median Wage (2011) National: \$15.34/hr
--	--	--

Regional Openings (2010)	1,245	<div style="width: 100%; height: 10px; background-color: #0070C0;"></div>
Institution Program Completions (2010)	31	<div style="width: 2.5%; height: 10px; background-color: #0070C0;"></div>
Regional Program Completions (2010)	432	<div style="width: 34.8%; height: 10px; background-color: #0070C0;"></div>
IPEDS Regional Occupation Completions (2010)	543	<div style="width: 43.7%; height: 10px; background-color: #0070C0;"></div>

Target Occupations	Regional Openings (2010)	Median Wage (2011)	Growth (2011-2020)
Tax preparers (13-2082)	112	\$13.75	3.1%
Billing and posting clerks and machine operators (43-3021)	229	\$19.88	7.6%
Bookkeeping, accounting, and auditing clerks (43-3031)	799	\$19.54	6.8%
Gaming cage workers (43-3041)	3	\$13.03	-8.2%
Payroll and timekeeping clerks (43-3051)	81	\$22.20	-8.8%
Brokerage clerks (43-4011)	16	\$17.04	-3.2%
Statistical assistants (43-9111)	4	\$21.59	6.3%

Other Regional Training Providers

16 Institutions	432 Completions (2010)
---------------------------	----------------------------------



Institution	Degrees	Certificates	Total Completions
College of San Mateo	31	96	127
De Anza College	26	45	71
Skyline College	29	28	57
Chabot College	15	15	30
Laney College	12	11	23

Job Postings by Occupation

Occupation	Job Postings
Bookkeeping, accounting, and auditing clerks	164
Tax preparers	136
Payroll and timekeeping clerks	60
Billing and posting clerks and machine operators	54
Statistical assistants	37
Brokerage clerks	26
Gaming cage workers	0

Occupation Group

Tax preparers (13-2082)

Billing and posting clerks and machine operators (43-3021)

Bookkeeping, accounting, and auditing clerks (43-3031)

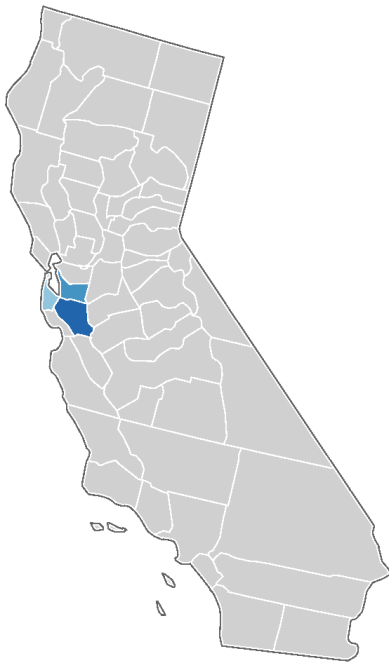
Gaming cage workers (43-3041)

Payroll and timekeeping clerks (43-3051)

Brokerage clerks (43-4011)

Statistical assistants (43-9111)

Job Distribution



Occupation Facts

Annual Openings Estimate (2011) 785

Related Completions (2010) 543

Job Postings Only Available for 5-Digit

Gender

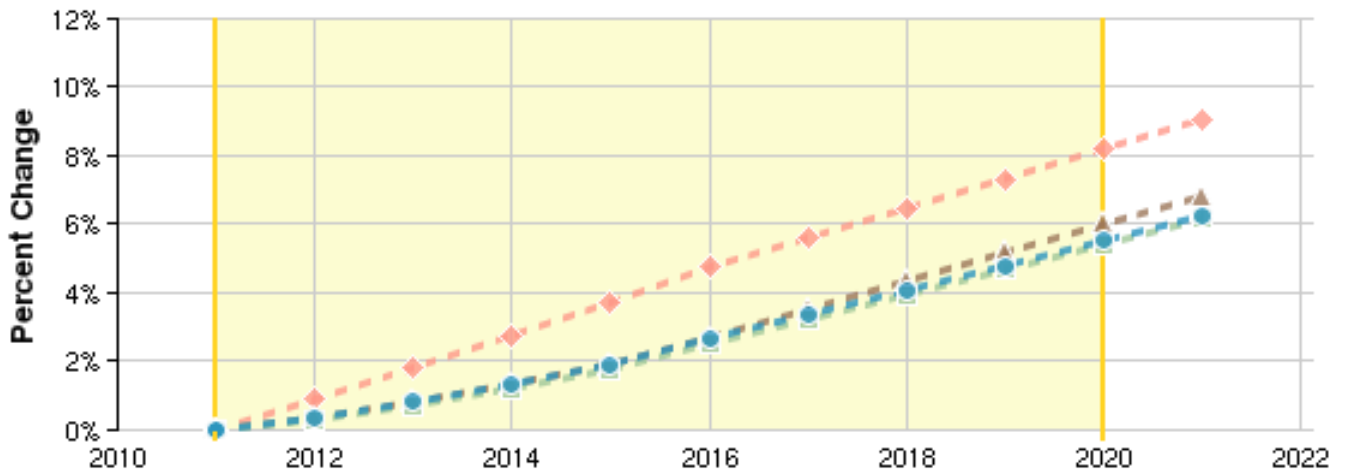
Male 18%

Female 82%

Age	
14-18	0%
19-24	5%
25-44	41%
45-64	47%
65+	7%

41,655 Jobs (2011) Location Quotient: 0.92	5.5% Growth (2011-2020) National: 8.2%	\$19.39/hr Median Wage (2011) National: \$15.34/hr
---	---	---

Regional Trends



Region	2011 Jobs	2020 Jobs	% Growth
Tri County Area	41,655	43,953	5.5%
Bay Area (5 County)	58,026	61,164	5.4%
Santa Clara County	18,716	19,839	6.0%
State (CA)	366,731	396,805	8.2%

Educational Programs

3		543			
Programs (2010)		Completions (2010)			
Program	2006	2007	2008	2009	2010
Accounting Technology/Technician and Bookkeeping (52.0302)	37	0	0	429	463
Taxation (52.1601)	60	53	58	43	57
Accounting and Related Services, Other (52.0399)	33	6	12	22	23

Inverse Staffing Patterns

Industry	Occupation Group Jobs in Industry (2011)	% of Occupation Group in Industry (2011)	% of Total Jobs in Industry (2011)
Other Accounting Services (541219)	3,182	7.6%	36.1%
Local government (930000)	2,106	5.1%	1.3%
Offices of Certified Public Accountants (541211)	1,843	4.4%	24.2%
Corporate, Subsidiary, and Regional Managing Offices (551114)	1,675	4.0%	5.0%
Tax Preparation Services (541213)	1,154	2.8%	33.4%

Data Sources and Calculations

State Data Sources

This report uses state data from the following agencies: California Labor Market Information Department.